

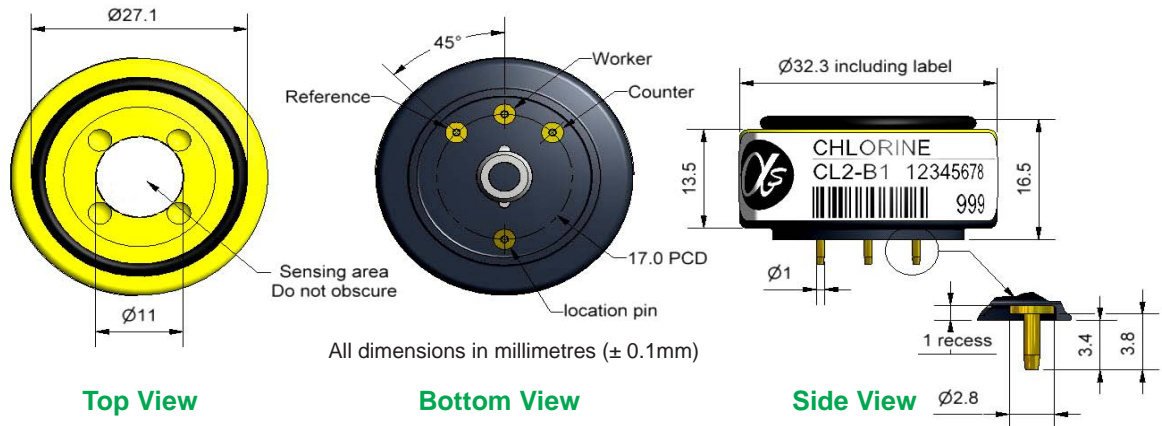


CL2-B1 Chlorine Sensor



PATENTED

Figure 1 CL2--B1 Schematic Diagram



Technical Specification

PERFORMANCE	Sensitivity	nA/ppm in 10ppm Cl ₂	-600 to -1100
	Response time	t ₉₀ (s) from zero to 10ppm Cl ₂ (33Ω load resistor)	< 45
	Zero current	ppm equivalent in zero air	± 0.2
	Resolution	RMS noise (ppm equivalent) (33Ω load resistor)	< 0.02
	Range	ppm limit of performance warranty	20
	Linearity	ppm error at full scale, linear at zero and 10ppm Cl ₂	<± 0.2
	Overgas limit	maximum ppm for stable response to gas pulse	60
LIFETIME	Zero drift	ppm equivalent change/year in lab air	< 0.03
	Sensitivity drift	% change/year in lab air, monthly test	< 6
	Operating life	months until 80% original signal (24 month warranted)	> 24
ENVIRONMENTAL	Sensitivity	@ -20°C (output @ -20°C/output @ 20°C) @ 10ppm	80 to 93
	Sensitivity	@ 50°C (output @ 50°C/output @ 20°C) @ 10ppm	99 to 109
	Zero @ -20°C	ppm equivalent change from 20°C	0 to +0.3
	Zero @ 50°C	ppm equivalent change from 20°C	<± 0.2
	Zero slope	equivalent ppm/K	-0.003
	CROSS SENSITIVITY	H ₂ S sensitivity	% measured gas @ 20ppm
NO ₂ sensitivity		% measured gas @ 10ppm	100
NO sensitivity		% measured gas @ 50ppm	< 0.5
SO ₂ sensitivity		% measured gas @ 20ppm	< -2
CO sensitivity		% measured gas @ 400ppm	< 0.1
H ₂ sensitivity		% measured gas @ 400ppm	< 0.1
C ₂ H ₄ sensitivity		% measured gas @ 400ppm	< 0.1
NH ₃ sensitivity		% measured gas @ 20ppm	< 0.1
CO ₂ sensitivity		% measured gas @ 5% (Vol)	0
KEY SPECIFICATIONS	Temperature range	°C	-20 to 50
	Pressure range	kPa	80 to 120
	Humidity range	% rh continuous (see note below)	15 to 90
	Storage period	months @ 3 to 20°C (stored in sealed pot)	6
	Load resistor	Ω (for optimum performance)	33
	Weight	g	< 13

Note: Above 85% rh and 40°C a maximum continuous exposure period of 10 days is warranted. Where such exposure occurs the sensor will recover normal electrolyte volumes when allowed to rest at lower % rh and temperature levels for several days.




At the end of the product's life, do not dispose of any electronic sensor, component or instrument in the domestic waste, but contact the instrument manufacturer, Alphasense or its distributor for disposal instructions.

NOTE: all sensors are tested at ambient environmental conditions, with 10 ohm load resistor, unless otherwise stated. As applications of use are outside our control, the information provided is given without legal responsibility. Customers should test under their own conditions, to ensure that the sensors are suitable for their own requirements.



CL2-B1 Performance Data



Technical Specification

Figure 2 Sensitivity Temperature Dependence

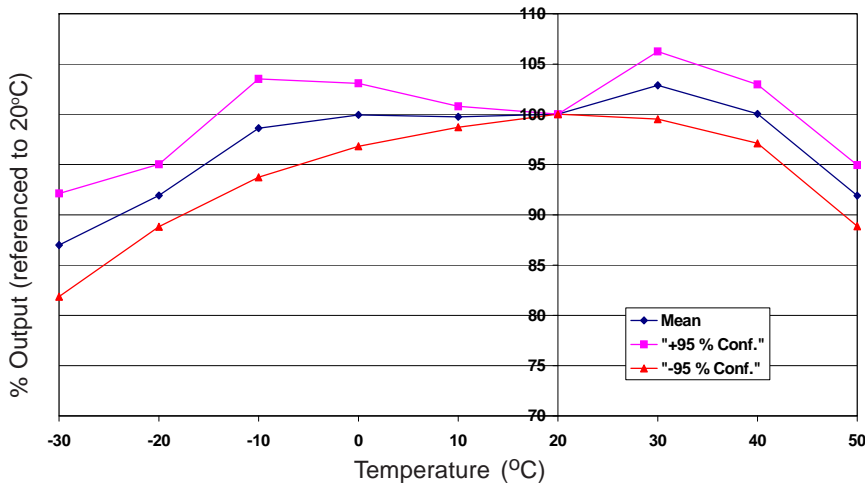


Figure 2 shows the variation in sensitivity caused by changes in temperature.

This data is taken from a typical batch of sensors. The mean and $\pm 95\%$ confidence intervals are shown

Chlorine gas tests can be difficult and non-repeatable, especially at higher temperature.

Figure 3 Zero Temperature Dependence

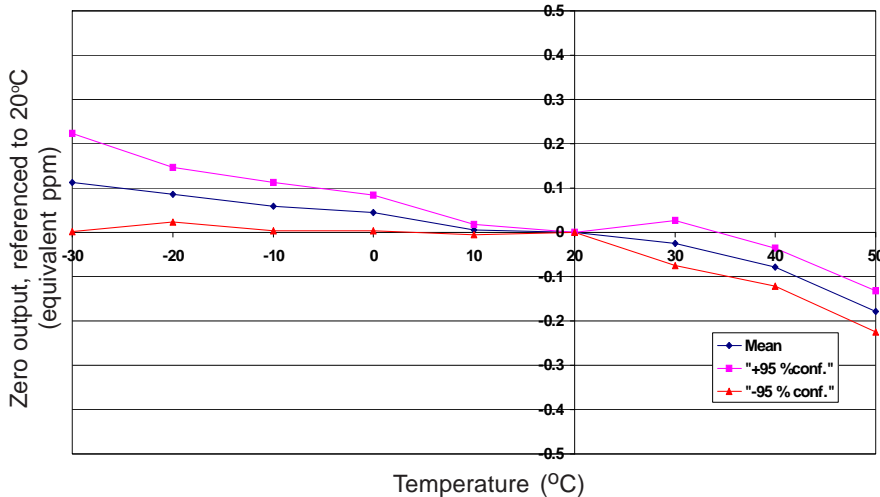


Figure 3 shows the variation in zero output caused by changes in temperature expressed as ppm gas equivalent.

This data is taken from a typical batch of sensors. The mean and $\pm 95\%$ confidence intervals are shown.

Figure 4 Effects of Changes in Relative Humidity (rh)

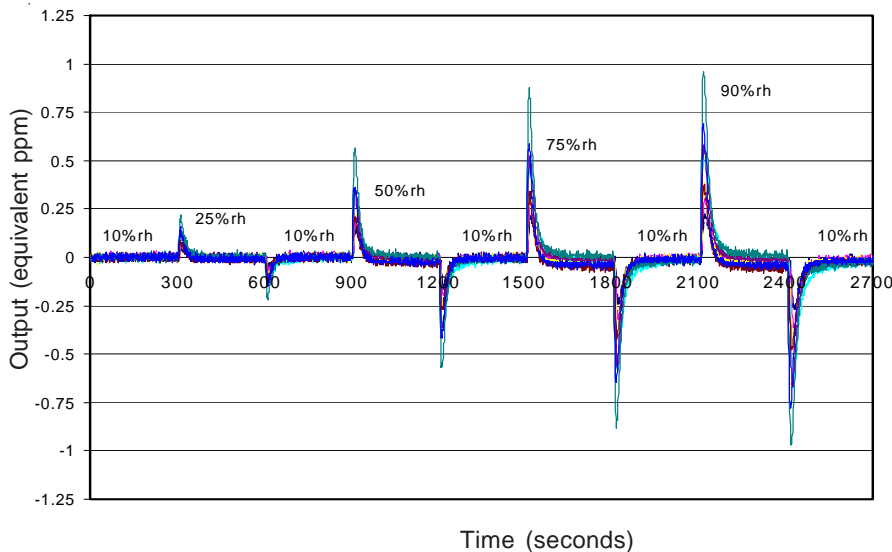


Figure 4 shows the effect on zero with increasing step changes of relative humidity of 25%rh, 50%rh, 75%rh and 95%rh.

The relative humidity level is returned to 10% between each upward going exposure.

This sensor provides an exceptionally low transient response to large step changes in relative humidity.

For further information on the performance of this sensor, on other sensors in the range or any other subject, please contact Alphasense Ltd. For Application Notes visit "www.alphasense.com".

In the interest of continued product improvement, we reserve the right to change design features and specifications without prior notification. The data contained in this document is for guidance only. Alphasense Ltd accepts no liability for any consequential losses, injury or damage resulting from the use of this document or the information contained within. (©ALPHASENSE LTD) Doc. Ref. CL2B1/JUN11